

This is the ASP default view

Park Primary School (URN: 116233)

Key stage 2

This is revised data for 2017/18.

Progress in reading, writing and maths

Reading

Number of pupils = 27

Pupils with adjusted scores = 0

Well below average -3.66

Confidence interval
-6.0 to -1.4

Writing

Number of pupils = 27

Pupils with adjusted scores = 0

Average -1.09

Confidence interval
-3.3 to 1.1

Maths

Number of pupils = 27

Pupils with adjusted scores = 0

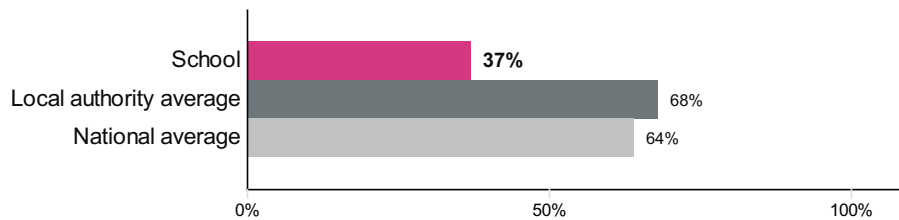
Well below average -4.59

Confidence interval
-6.6 to -2.6

Reading, writing and maths combined

Percentage of pupils achieving the expected standard or higher

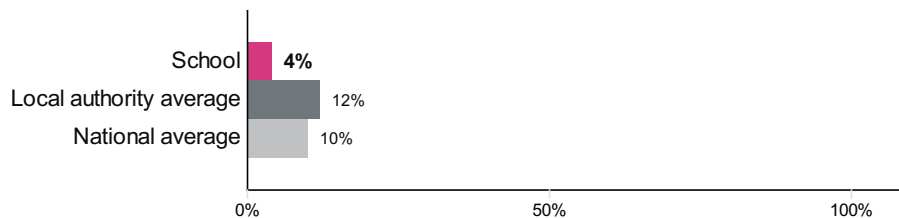
Number of pupils = 27



Percentage achieving the expected standard or higher

Percentage of pupils achieving the higher standard

Number of pupils = 27

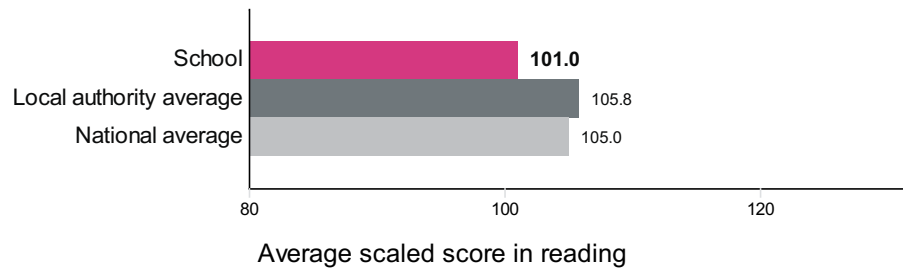


Percentage achieving the higher standard

Average scaled score in:

Reading

Number of pupils = 27



Maths

Number of pupils = 27

